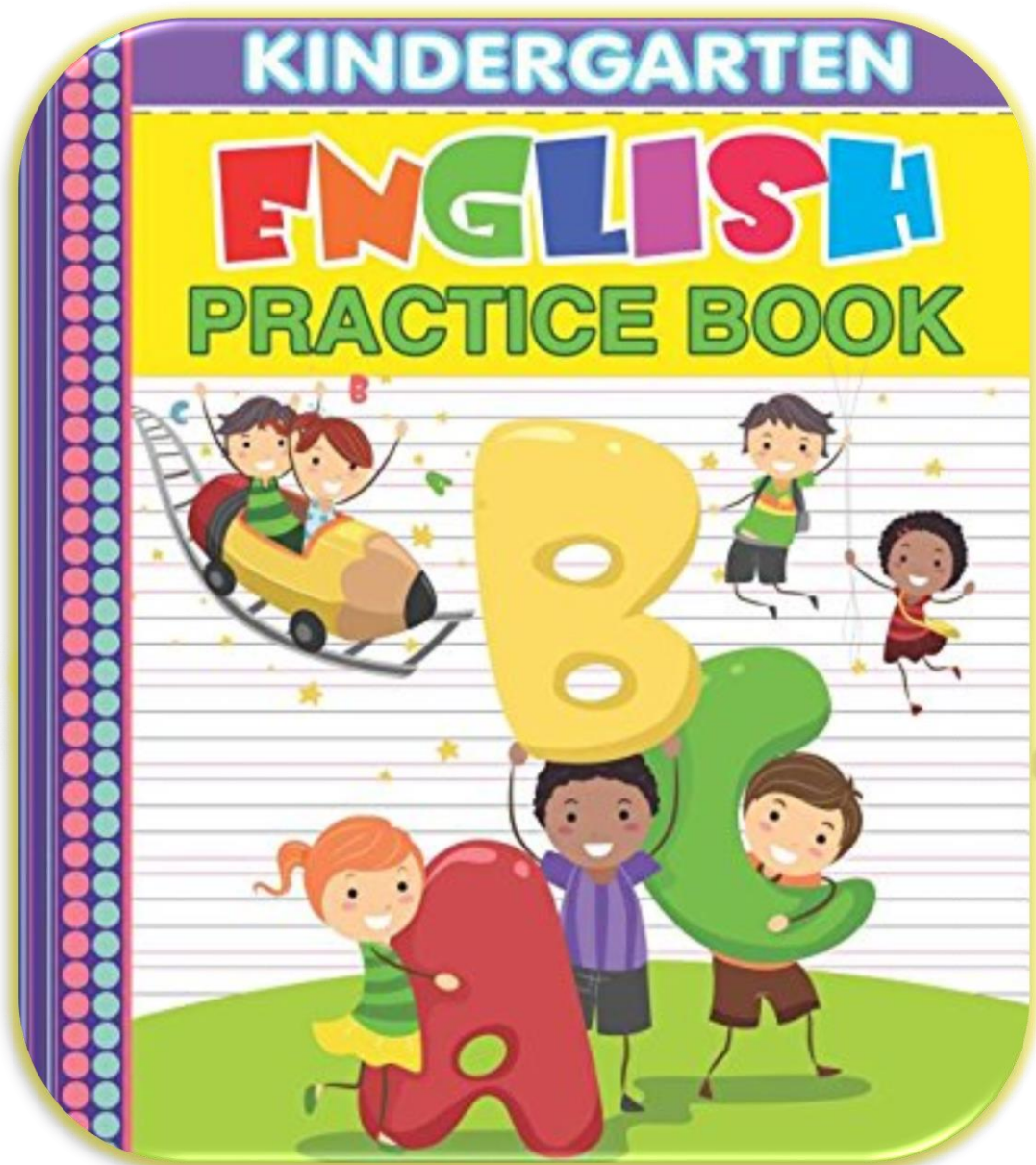




Progressive Education Network

# English – Primer Activity Book - KG



**Progressive Education Network**  
172 A, Ahmed Block, New Garden Town, Lahore.  
Phone: 042-354288554 Web: [www.pen.org.pk](http://www.pen.org.pk)

# CONTENTS

Sr.	Topics	Pg #	Sr.	Topics	Pg #
1.	Greetings	3	42.	Xx	61
2.	Myself	4	43.	Yy, Zz	62-63
3.	My Home	5	44.	Reinforcement Activity	64
4.	My Family	6-7	45.	Practice	65
5.	My School	8	46.	Sky, Grass and Root Letters	66
6.	My Country	9-10	47.	Vowels and Consonants	67
7.	My Day	11-12	48.	'an' words	68
8.	Weather	13	49.	'et' words	69
9.	Seasons	14	50.	'in' words	70
10.	Hot and Cold	15	51.	'ot words	71
11.	Describe- Wh	16	52.	'un' words	72
12.	Aa, Bb	17-18	53.	Add a vowel	73
13.	Parts of Body	19-20	54.	Write the beginning sound	74
14.	Courtesy Words	21	55.	Phrases	75
15.	Cc, Dd	22-23	56.	Introduction of full stop and capital letters	76-77
16.	Days of the Week	24	57.	Adding 's'	78
17.	Ee, Ff	25-26	58.	Sight words	79-80
18.	Festivals	27	59.	Introduction of 'this is'	81
	Reinforcement Activity	28	60.	Introduction of 'these are'	82
19.	Gg, Hh	29-30	61.	Introduction of 'th'	83
20.	Hand washing	31	62.	Introduction of 'ch'	84
21.	Ii, Jj	32-33	63.	Introduction of 'sh'	85
22.	Junk and Healthy Food	34	64.	Action words	86
23.	Kk, Ll	35-36	65.	In and Out	87
24.	Living and Non- Living	37	66.	Learn and write 'ee' words	88
	Reinforcement Activity	38	67.	Learn and write 'oo' words	89
25.	Mm	39	68.	Creative writing - Myself	90
26.	Map	40	69.	Creative writing – My Mother	91
27.	Sequence of the story	41	70.	Creative writing – My Toy	92
28.	Nn	42	71.	Creative writing – My Friend	93
29.	Natural and Man-made Resources	43	72.	Creative writing – One summer morning I went for a walk...	94
30.	Oo, Pp	44-45			
31.	Professions	46			
32.	Plant life-cycle	47			
33.	Qq, Rr	48-49			
34.	Responsible Citizen	50			
35.	Reinforcement Activity	51			
36.	Ss, Tt	52-53			
37.	Transport	54			
38.	Uu, Vv	55-56			
39.	Vegetables	57			
40.	Ww	58			
41.	World Around Us	60			

# 1-Greetings

In this lesson, it is shown how to greet parents, siblings, friends, other family members, elders, and each other.

1. Learn the poem about greetings.

Good morning, good morning,  
Good morning, dear  
welcome to the class, have no fear  
be friends and have fun  
learn, play and run  
Good morning, good morning,  
Good morning, dear  
welcome to the class, have no fear

2. Match the greetings with the pictures.

**Waalaikum  
salam**



Good morning



Asslam o Alaikum



Thank you

**Assalamualaikum**



Wa Alaikum Assalam

## 2-My Self - It will help kids to talk about their self attributes.

1. Paste your picture here and write about yourself.

My name is

This is me

I am years old.

I ♥

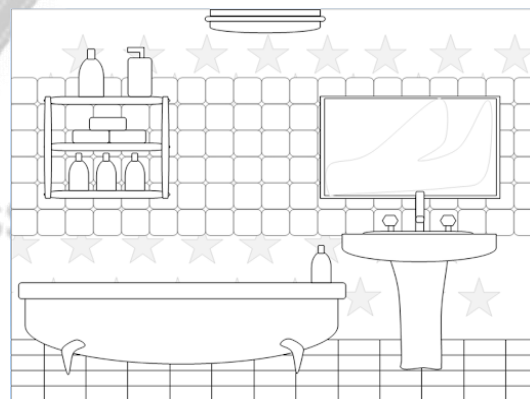




### 3-My Home

It is to make children differentiate areas of the home and how to keep them clean so that they can help their parents at home.

1. Write the correct word for each picture.

bedroom	kitchen	living room	washroom
---------	---------	-------------	----------



## 4-My Family

Students must understand the concept of family and explain their family relationships.

### 1. Learn the poem about my family.




I am blessed, I am blessed  
I have so many people to trust  
Some families are big and some are small



We have fathers and we have mothers

We love them all



I am blessed, I am blessed  
Few have sisters and few have brothers



Few have uncles and few have aunts

I am blessed, I am blessed  
I have so many people to trust



### 2. Look at each family member's picture, read and trace.



mother



grandfather




father



Grandmother



sister




Brother

Date \_\_\_\_\_

Day \_\_\_\_\_

3. Paste the picture of family members in the given tree.

# Family Tree






## 5-My School

It is to encourage children to keep their school clean and take care of school belongings.

1. Color the picture.



2. Circle the things you find in school.



## 6 - My Country

Children should know about our national hero Quaid-e-Azam Muhammad Ali Jinnah and the importance of Independence Day.

1. Learn the poem about my country.

Pakistan, Pakistan, love you Pakistan

Your fields are green

Your streams are clean

Your mountains are high

Where eagles fly

Your people are brave

Courageous and kind

Helping others, they don't mind

Your cities are buzzing

Your villages are humming


Your wells are sweet

Where birds tweet

Pakistan, Pakistan, love you Pakistan

2. Complete the flag and color it.

Pakistan






Date \_\_\_\_\_

Day \_\_\_\_\_

3. Trace, read and color.



It's map looks like:  
(color it green)



It's founder is:



It's religion is:

Islam

Quaid e Azam



4. What is Pakistani currency called?

rupee

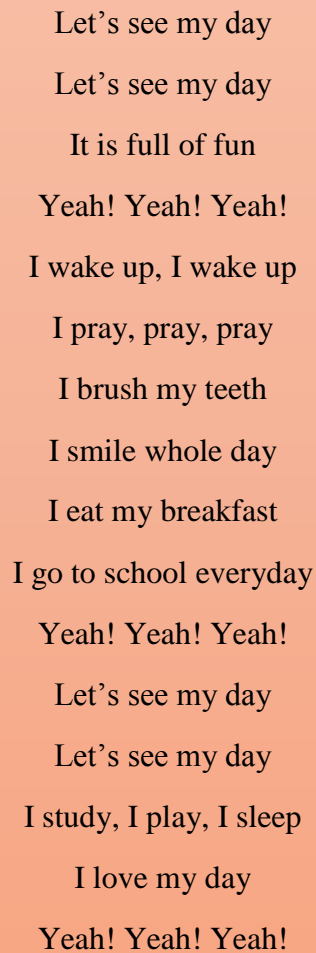


The name of my country is \_\_\_\_\_.

## 7 - My Day

Children must know about their daily routine and its importance in daily life.

### 1. Learn the poem about my day.



Let's see my day  
Let's see my day  
It is full of fun  
Yeah! Yeah! Yeah!  
I wake up, I wake up  
I pray, pray, pray  
I brush my teeth  
I smile whole day  
I eat my breakfast  
I go to school everyday  
Yeah! Yeah! Yeah!  
Let's see my day  
Let's see my day  
I study, I play, I sleep  
I love my day  
Yeah! Yeah! Yeah!

### 2. Draw your favorite activity of the day.



4. Write the numbers in the correct order according to daily activities.



wake up



get dressed



brush your teeth



take a shower



have breakfast



go to school



eat dinner



go to bed







do your  
homework



## 8 – Weather

Weather and climate are very important aspect of man's natural environment; it creates awareness as to what might happen on daily or yearly basis.

1. Write the correct word for each weather condition. Find the image that describes each weather condition and write the number in the square box.



Word Bank

**sunny rainy snowy windy**

sunny

rainy

cloudy

windy

## 9 – Seasons

Seasons are a very important element in our lives. They have an influence on what we wear, what we eat and what we do in our free time.

1. Trace the word for the season and learn.



Spring



Autumn




Winter



Summer

2. Color the picture and write the season name in the box.






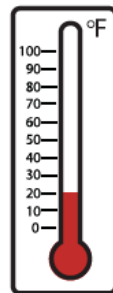
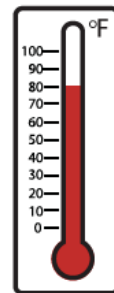
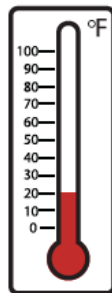
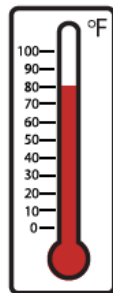
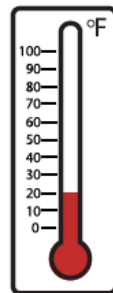


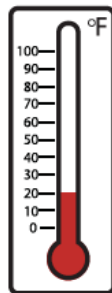
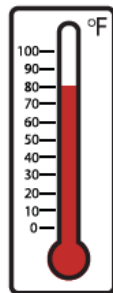
## 10 – Hot and Cold

Students should know about hot and cold objects by daily life examples.

1. Color the hot objects red. Color the cold objects blue.



2. What should you wear? Circle the thermometer that goes with each item of clothing.



## 11– Describe – When-Why-What-Where-Who

Question word is used to ask a question.

1. Check the question word and tick the correct option.


1. \_\_\_\_\_ is your name?

☐ Who ☐ What




2. \_\_\_\_\_ is the slide?

☐ Why ☐ Where




3. \_\_\_\_\_ is the tire swing your favorite?

☐ Why ☐ Where



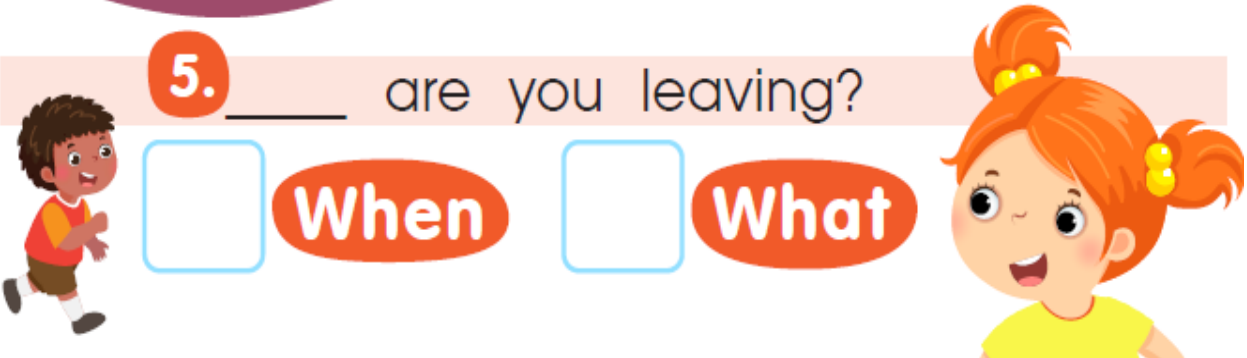
4. \_\_\_\_\_ is your friend?

☐ Who ☐ What



5. \_\_\_\_\_ are you leaving?


☐ When ☐ What




**12– Aa, Bb**

1. Read and color.

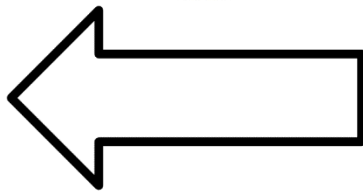
Aa




apple



ant




arrow

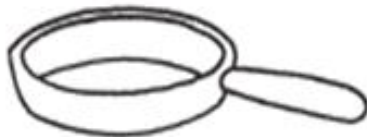


alligator

2. Draw lines to the pictures that begin with letter 'Aa'.



a



Aa

Aa

Aa

Aa


Aa

Aa

Apple

3. Read and color.

Bb



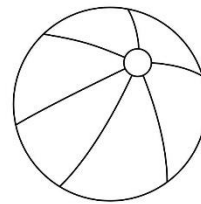
banana



butterfly

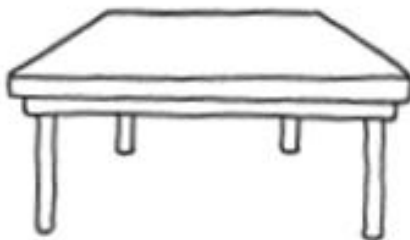


boy

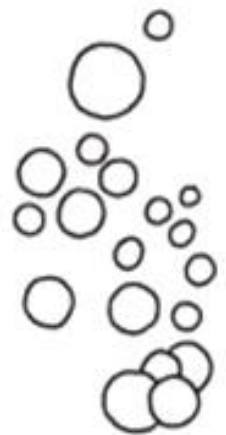


ball

4. Draw lines to the pictures that begin with letter 'Bb'.



b



Bb

Bb

Bb

Bb

Bb

Bb

Ball

## 13 – Parts of Body

1. Draw a line from each word to the correct part of the body.



nose



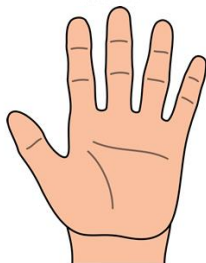
hand




hair



finger



eye



lips




2. Draw a line from each word to the correct part of the body.



arm



foot



ear



leg



Progressive Education Network

neck



toe

## 14- Courtesy Words

Kind words and consideration can build your reputation as a respectable, thoughtful person.

1. Connect the pictures to the correct polite expressions.



● Thank you



● I'm sorry



● Excuse me




● You're welcome




● Please

**15– Cc, Dd**

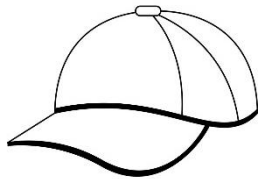
1. Read and color.




cat



carrot





cap

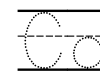
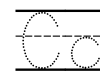
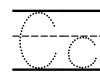
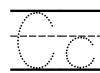
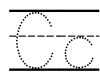
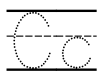
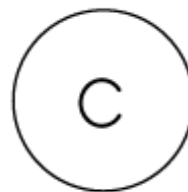


cow

2. Color the images that start with the letter C.




Color the circles with the letter C or c.



3. Read and color.

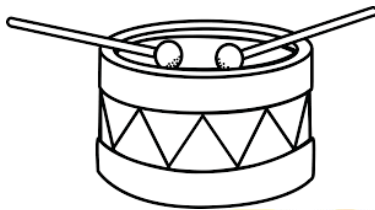
D d




duck



doll




drum

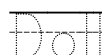
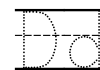
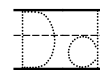
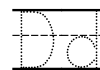
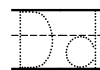
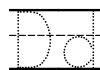
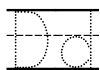
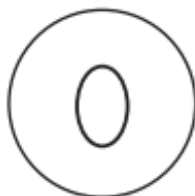


door

4. Color the images that start with the letter D.



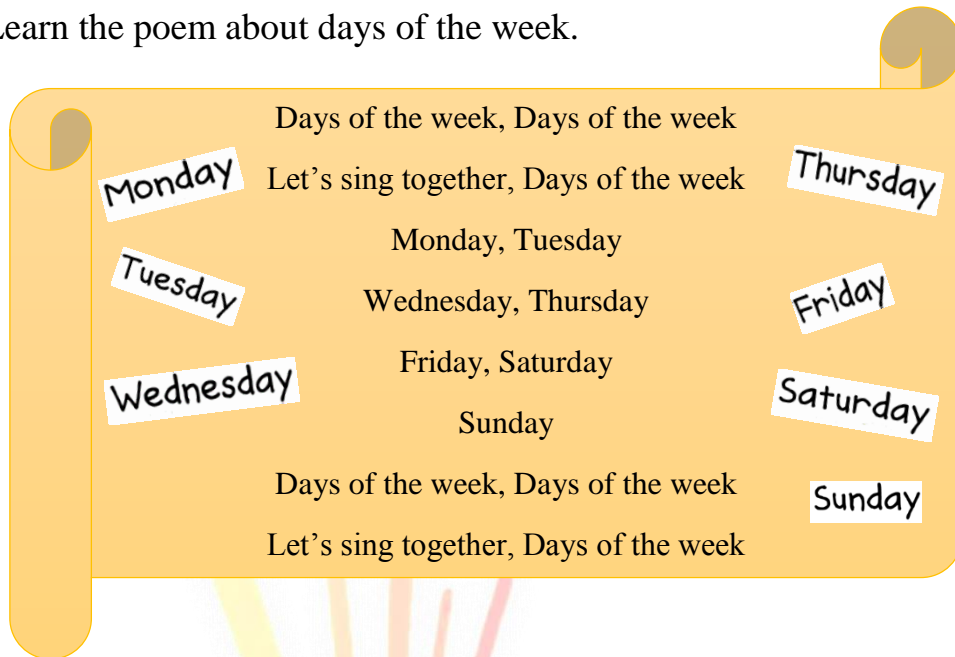
Color the circles with the letter D or d.




## 16– Days of the Week


There are seven days in a week and we perform different tasks according to our daily routine.

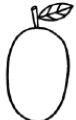
1. Learn the poem about days of the week.





2. Fill in the missing letters to make up the days of the week.


 Mon \_\_\_\_\_

Tues \_\_\_\_\_ 

 Wednes \_\_\_\_\_ on Network

Thurs \_\_\_\_\_ 

 Fri \_\_\_\_\_

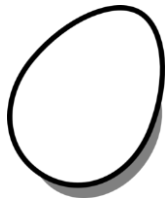
Satur \_\_\_\_\_ 

What day is today? \_\_\_\_\_




# 17 – Ee, Ff

1. Read and color.




egg



elephant

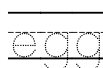
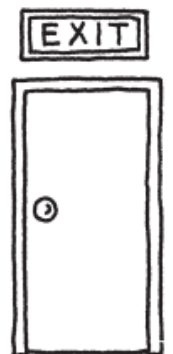



ear




envelope

2. Color the pictures that begin with the 'e' sound.




3. Read and color.




fan

Ff



fish



fox



flower

4. Color the pictures that begin with the 'f' sound.



f

5



Ff

Ff

Ff

Ff

Ff

Ff

fish

## 18 – Festivals

Festivals are an expressive way to celebrate glorious heritage, culture and traditions.

1. Learn the poem about festivals.

Festivals, Festivals, on my way  
I am happy, Hurrah! Hurrah!  
We celebrate the days in hundreds of ways  
We eat, we meet, we love to greet  
We dress, we play, we have fun all day  
Festivals, Festivals, on my way  
I am happy, Hurrah! Hurrah!

2. Match the pictures of festivals with their names.



Diwali



Eid-ul-Fitr



Eid-ul-Adha



Christmas

# Reinforcement Activity

1. Match the uppercase letter to its lowercase.



Apple

A ☐

☐ b



Ball

B ☐

☐ d



Cake

C ☐

☐ e



Dog

D ☐

☐ a



Egg

E ☐

☐ f



Fish


F ☐

☐ c


## 19 – Gg, Hh

1. Read and color.

Gg



grapes



girl

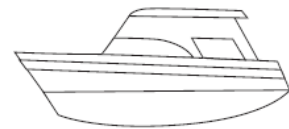



gate





goat

2. Drag a line from the circle to the images that begin with letter 'Gg'.



Gg

rk



Gg

Gg

Gg

Gg

Gg

Gg


girl

3. Read and color.

Hh



house



horse







hen



helicopter

4. Drag a line from the circle to the images that begin with letter 'Hh'.



Hh

Hh

Hh

Hh

Hh

Hh

hen




## 20 – Hand washing

Hand washing can keep children healthy and it can help prevent illness.

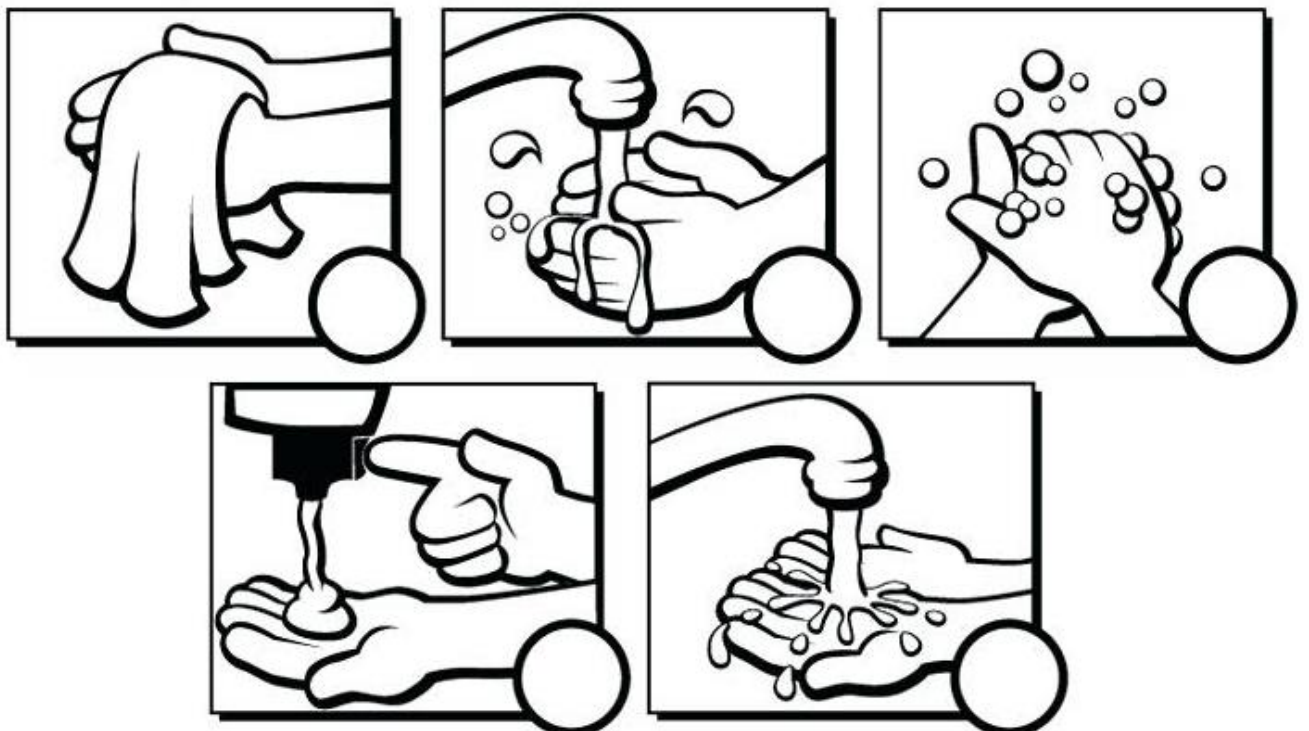
1. Learn the poem about hand washing.

Let's wash away  
The germs everyday  
I rub my palms  
I rub my hands  
From front and back  
I rotate my thumbs  
I rotate my wrists  
and wash away  
From front and back  
Let's wash away  
The germs everyday

**COLOUR!**



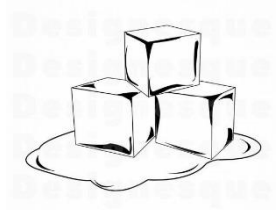
2. Color the pictures and number each one so they're in the right order.



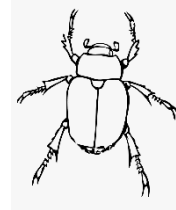
## 21 – Ii, Jj

1. Read and color.

I i




ice



insect

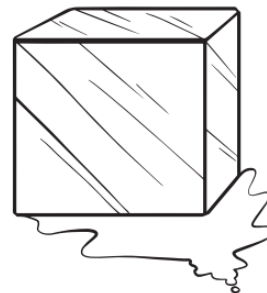






inkpot



igloo

2. Draw a line from the circle to the images that begin with the letter Ii.



I i

I i

I i

I i

I i

I i

I i

ice

## 1. Read and color.



joker



jug





jeep



jelly

## 2. Draw a line from the circle to the images that begin with the letter Jj.



Jj

Jj

Jj

Jj

Jj

Jj

Jj



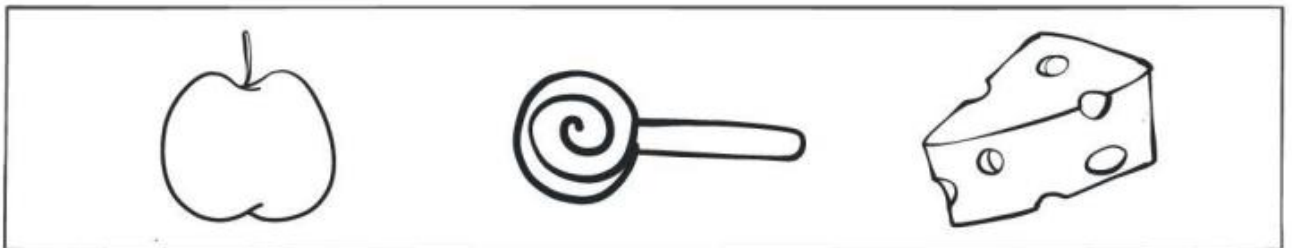
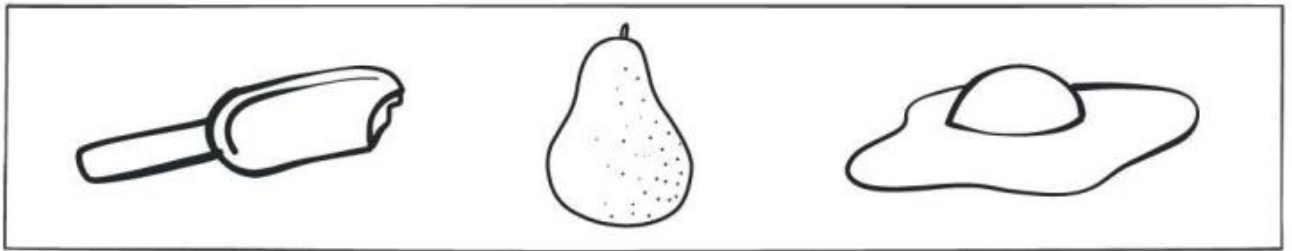

jug

## 22 – Junk and Healthy Food

Healthy food refers to a whole lot of fresh and natural products such as fruits, vegetables, whole grains, lean proteins, and good fats that deliver your body with essential nutrients. Junk foods are foods that lack nutrients, vitamins, and minerals, and are high in kilojoules (energy), salts, sugars, and fats. Some examples of junk food include cakes and biscuits.


Tell the children that junk and processed food is not good for their health.

1. Which food in each group is not healthy? Circle.



## 23 – Kk, Ll

1. Read and color.



key

Kk



kitten



kangaroo



kettle

2. Draw a line from the circle to the images that begin with the letter Kk.



ork



Kk

Kk

Kk


Kk

Kk


Kk

key


1. Read and color.



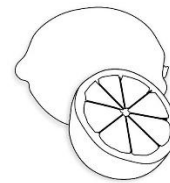
ladybug



lion

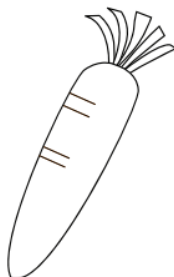



leaf



lemon

1. Draw a line from the circle to the images that begin with the letter L.



work






iron



## 24 – Living and Non-Living

Living things are the things that are alive. A non-living thing is anything that was never alive. Encourage children to identify living and nonliving things in their surroundings.

1. Circle the living things.



2. Draw the non-living things.

# Reinforcement Activity

1. Match the uppercase letter to its lowercase.



Goat

**G** ☐

☐ **I**



Hat

**H** ☐

☐ **g**



Iguana

**I** ☐

☐ **k**



Jet

**J** ☐

☐ **h**



Kite

**K** ☐

☐ **j**




Lips

**L** ☐

☐ **i**


## 25 – Mm

1. Read and color.




mug

Mm



mango






mitten



milk

2. Draw a line from the circle to the images that begin with the letter Mm.



Mm

Mm

Mm

Mm

Mm

mug

## 26 – Map


Tell the children that maps are used to find places. They tell us location and ways.

1. Color the map and study it.



2. Complete the sentences with – N – S – E – W.

- a. The school is \_\_\_\_\_ of the church.
- b. The post office is \_\_\_\_\_ of the fire station.
- c. The church is \_\_\_\_\_ of the farm.
- d. The pond is \_\_\_\_\_ of the post office.



## 27 – Sequence the story

1. Write the numbers to sequence the actions.



**He is making a snowman.**



**Mac is playing with the snowman.**



**Mac is collecting snow.**



**The snowman is ready.**

## 28 - Nn

3. Read and color.




nurse

Nn



net


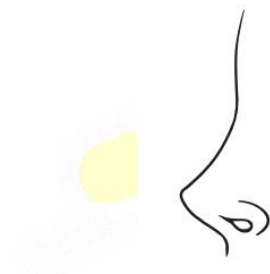


nest

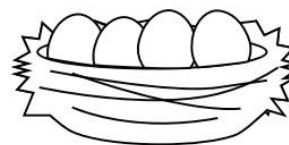



needle

1. Draw a line from the circle to the images that begin with the letter Nn.



two



Nn

Nn

Nn

Nn

Nn

Nn

Net



## 28 - Natural and Man-made Resources

Natural resources are woods, stones and grains. They are converted into man-made resources. Ask the children about few examples of natural and man-made resources.


1. Circle the correct word. One has been done for you.



Natural  
Man Made



Natural  
Man Made



Natural  
Man Made



Natural  
Man Made



Natural  
Man Made



Natural  
Man Made




Natural  
Man Made




Natural  
Man Made

## 29 – Oo, Pp


1. Read and color.



orange



OX


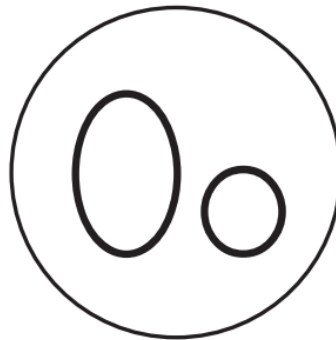


octopus

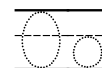
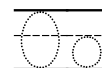
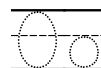
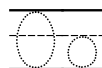
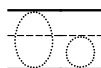
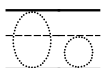



ostrich

2. Draw a line from the circle to the images that begin with the letter Oo.



work



## 1. Read and color.



parrot

Pp



penguin





pumpkin



plant

## 2. Draw a line from the circle to the images that begin with the letter Pp.



Pp

Pp

Pp

Pp

Pp

Pp

plant


## 29 – Professions

Children must know about different professions. Ask them what they want to be in future.

1. Match the picture with correct answer.



doctor



fireman



teacher



nurse

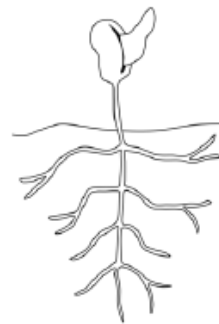

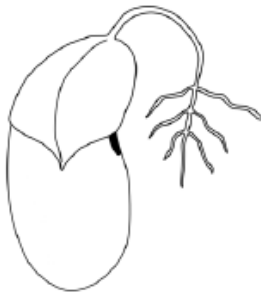


policeman


### 30 – Plant life-cycle

Plants give us food and keep the environment neat and clean. Encourage them to plant more trees.

1. Label the life cycle of a bean plant in right order.



2. Draw the process of a bean plant in the right order.



# 31 – Qq, Rr

1. Read and color.




queen



question

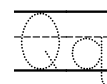
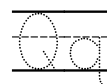
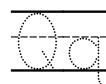
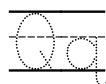
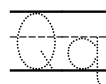
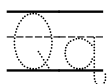
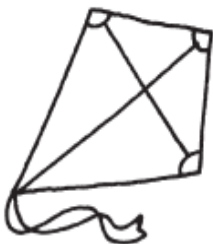


quill



quail

2. Draw a line from the circle to the images that begin with the letter Qq.




queen




3. Read and color.


Rr




rainbow



rocket



rose



robot

4. Draw a line from the circle to the images that begin with the letter Rr.



Rr

Rr

Rr

Rr

Rr

Rr

Rr

rose

## 32 – Responsible Citizen

A responsible citizen abides by all the law and order of the country. A responsible citizen has a role in making the world a better place to live.

1. Circle all the pictures that show good citizenship.



# Reinforcement Activity

1. Match the uppercase letter to its lowercase.



M ☐

☐ p



N ☐

☐ n



O ☐

☐ q



P ☐

☐ m



Q ☐

☐ r



R ☐

☐ o

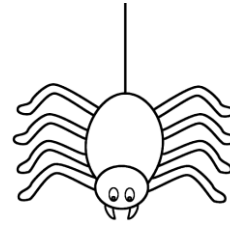
### 33 – Ss, Tt

1. Read and color.




sunflower

Ss



spider




star

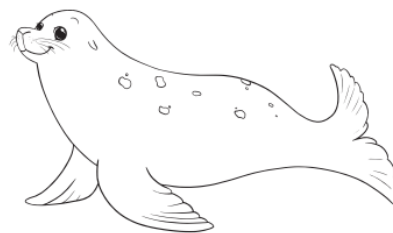


saw

2. Draw a line from the circle to the images that begin with the letter Ss.



work



Ss

Ss

Ss

Ss

Ss

Ss


Ss

star


3. Read and color.



tomato



tub

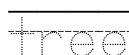





turtle



tree


4. Draw a line from the circle to the images that begin with the letter Tt.



## 34 – Transport

Transport is a system for taking people or goods from one place to another, for example using buses or trains.

1. Color the transport pictures below. Where do they move?  
Match the words with pictures.




# 35 – Uu, Vv

1. Read and color.



uncle



up




umpire



umbrella

2. Draw a line from the circle to the images that begin with the letter Uu.




work



uncle



## 3. Read and color.




volcano



vase

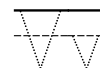
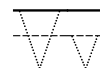
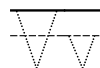
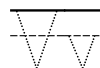

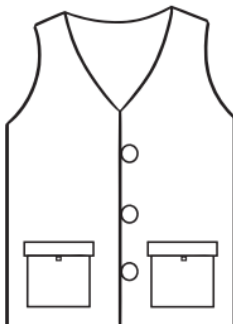


vegetables



vulture

## 4. Draw a line from the circle to the images that begin with the letter Vv.



vase

## 36 – Vegetables


Vegetables are healthy and some vegetables are roots and few grow above the ground. Vegetables give energy, vitamins, fiber and water.




tomato



onion



carrot



potato



turnip



eggplant

1. Match the picture with correct answer.



onion

potato

eggplant

tomato

carrot


turnip

# 37 – Ww

1. Read and color.




watch



watermelon

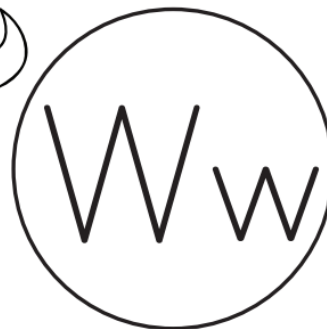



window

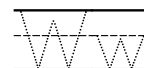
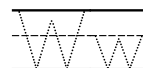
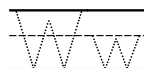
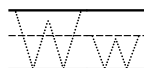
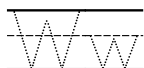




worm

2. Draw a line from the circle to the images that begin with the letter Ww.



work



watch

## 38 – World Around Us – Climate Change

Climate change is a serious issue. Children should know about the climate change, its effects and how to prevent pollution, deforestation, floods, earthquake and global warming. Children should know how they can use the resources carefully.



1. Which of these things are bad for the environment, and which are good? put a tick (✓) or cross (✗).





---



---



---




---



---



---




---



---




---

## “We Can Help Our Earth” by using 3 R’s

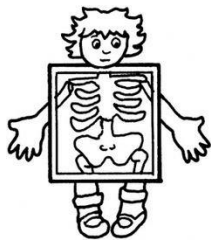
“The Three R’s: Reuse, Reduce and Recycle”

1. Color the 3R’s.

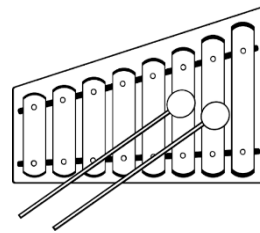


**39 - Xx**


3. Read and color.



x-ray



xylophone

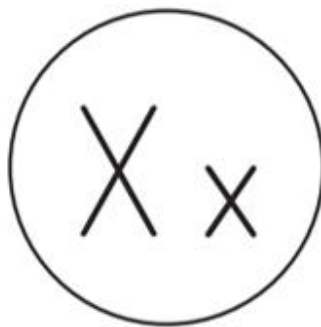


box


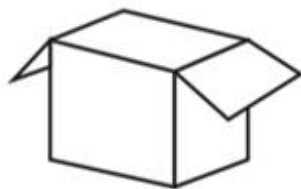


fox

4. Draw a line from the circle to the images that begin with the letter Xx.



twork



x-ray




# 38 – Yy, Zz


1. Read and color.



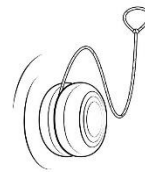
yak



yatch





yellow




yo-yo

2. Draw a line from the circle to the images that begin with the letter Yy.



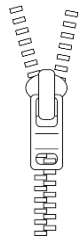
work



yatch



3. Read and color.




zip



zebra

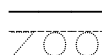





zigzag



zero

4. Draw a line from the circle to the images that begin with the letter Zz.



# Reinforcement Activity

1. Match the uppercase letter to its lowercase.



Sun

S



Z



Tap

T



W



Umbrella

U



t



Van

V



v



Worm

W



S



X-mas

X



x



Yak

Y



u



Zebra


Z



y

**39 – Practice**

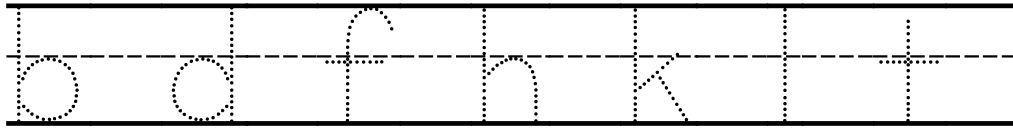
1. Trace and write.



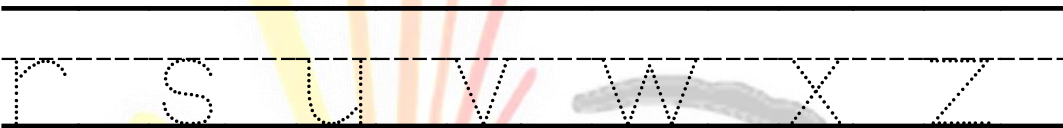
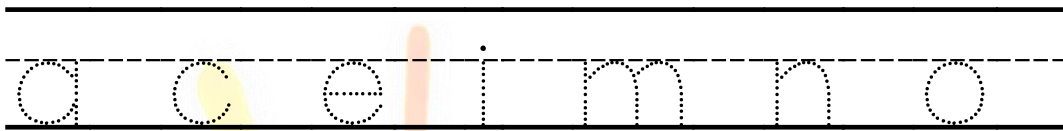
## 40 – Sky, Grass and Root Letters



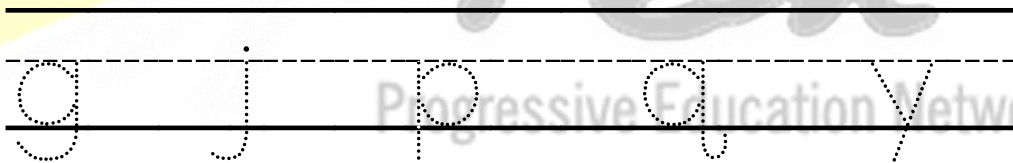
**Sky letters** – b, d, f, h, k, l, t



**Grass letters** – a, c, e, i, m, n, o, r, s, u, v, w, x, z



**Root letters** – g, j, p, q, y



- Count and write the number of sky letters, grass letters and root letter in total.



Sky letters



Grass letters



Root letters

## 41 – Vowels and Consonants

### VOWELS



### CONSONANTS

Mm Ll Cc Ff  
 Bb Jj Hh Kk  
 Nn Dd Pp Qq  
 Gg Rr Yy Vv  
 Ss Xx Tt  
 Ww Zz

1. Write the letters below in the right columns.

vowels	consonants

k o z a i m  
 b e h u c t

## 42 – “an” words



van



can



pan



man



fan

1. Match the words with pictures.



van

pan

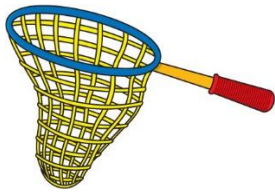
can

fan

man




# 43 – “et” words



**net**



**pet**



**set**




**wet**



**met**

1. Match the words with pictures.



**wet**



**met**



**net**



**pet**



**set**



## 44 – “in” words




**bin**



**pin**



**tin**



**fin**



**win**

1. Match the words with pictures.



bin

win

fin

tin

pin

# 45 – “ot” words



pot



cot



got




hot



dot

1. Match the words with pictures.



hot


pot

got

dot

cot

## 46 – “un” words



sun



bun



fun



run

1. Match the words with pictures.



fun



bun



sun




run

## 47 – Add a vowel


1. Add a vowel to complete the word.



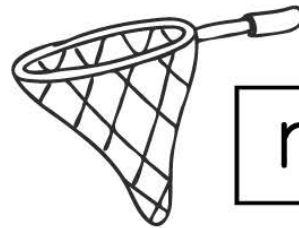
b		g
---	--	---




m		p
---	--	---



h		n
---	--	---




n		t
---	--	---



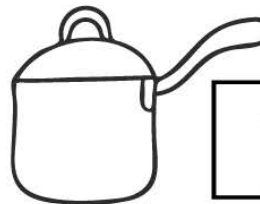
z		p
---	--	---



b		n
---	--	---



c		w
---	--	---



p		t
---	--	---

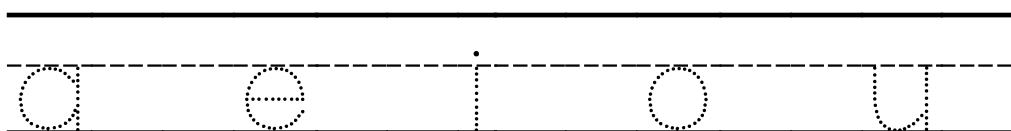



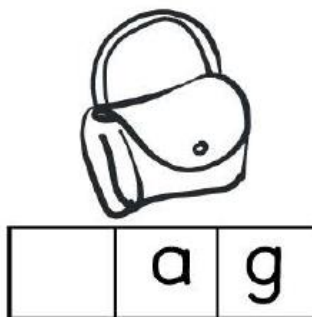
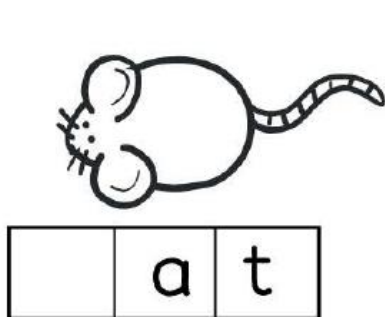
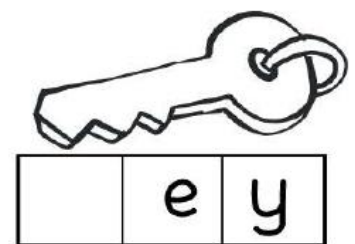
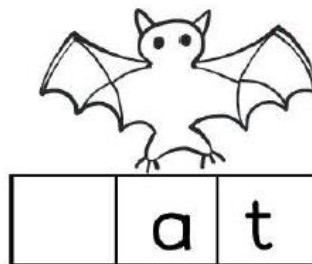

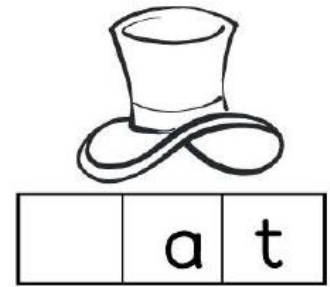
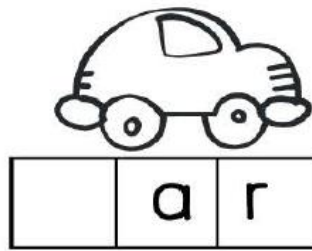
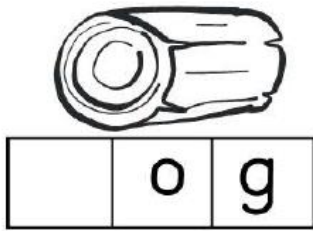
b		s
---	--	---



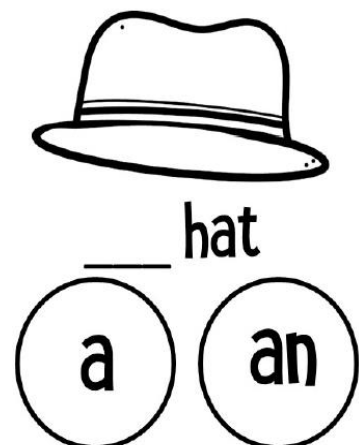
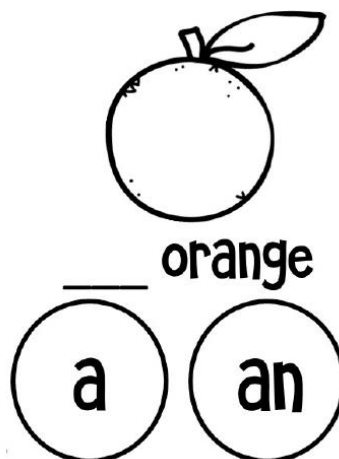
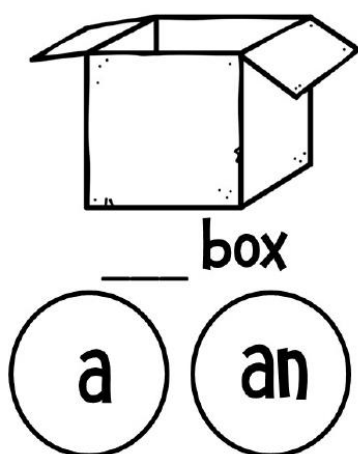
t		b
---	--	---

2. say and trace vowel sounds.






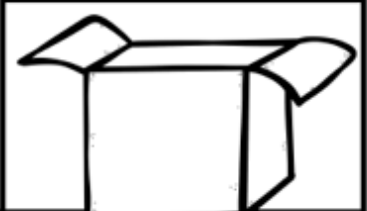






**48 – Write the beginning sound****49 – Introduction of ‘a’ and ‘an’**

Progressive Education Network



**50 – Phrases**

1. Read each phrase three times and color the matching picture.


1. in the bin ● ● ●		
2. on the box ● ● ●		
3. at the zoo ● ● ●		
4. in a den ● ● ●		
5. on the mat ● ● ●		

2. Read the phrases and draw the picture.

cat on a mat



rat in a hat






**51– Introduction of full stop and capital letters**

# CAPITAL LETTERS

Are used to the beginning of a sentence  
and for proper nouns .



e.g. **T**his is the flag of **P**akistan.

# FULL STOPS

Mark the end boundary of a sentence .  
(It tells the reader when to stop reading )



e.g. The bus is going to school .



# Capitalization

1. Rewrite each sentence and use capital letters and full stop where needed.

① i saw movie

---


---



② i read story book

---

---



③ he loves candy

---

---



④ ali is eating ice cream

---


---



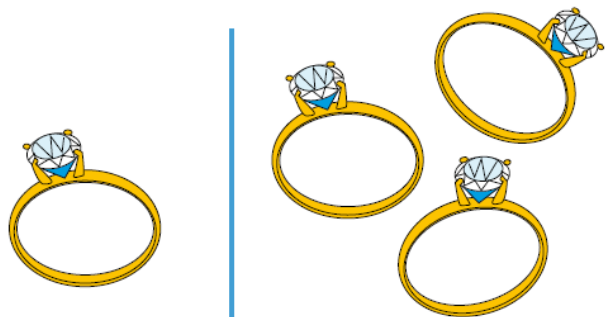

## 52– Adding “s”

Help children to add ‘s’ at the end of words and color the pictures.


1. Make each word plural by adding ‘s’ at the end.



cat \_\_\_\_\_



ring \_\_\_\_\_



duck \_\_\_\_\_

## 53– Sight Words

Help children learn sight words to build their vocabulary.

1. Read and highlight the learnt sight words with different colors.

of	if	that	use
it	up	was	will
on	do	for	like
as	an	with	into
is	be	they	two
in	me	his	way
at	or	her	see
by	to	have	than
go	he	has	first
am	she	from	who
my	this	but	what
so	yes	all	are
we	the	were	come
no	and	can	you

2. Count and write how many sight words you find.

is my of to the is my is  
the of to is to the  
of to are of are the  
the to the is the is  
to of my is are  
are my of my the  
the is of to are  
of my to are

---

the  of  my  
 is  are  to

3. Write a sight word of your choice.

<input type="text"/>	<input type="text"/>	<input type="text"/>
<input type="text"/>	<input type="text"/>	<input type="text"/>

## 54– Introduction of ‘this is’

“This is” at the beginning of a sentence. Start the sentence with capital letters and put a full stop at the end.

1. Write “this is” at the beginning of a sentence. One has been done for you.

This is a hand



a pencil




a bag



a cat



a bug



## 55– Introduction of ‘these are’

These are used when the objects and people we want to point out are plural. We also use these to indicate that this object or people are nearby and are plural.

1. Write “these” at the beginning of a sentence. One has been done for you.



**These** \_\_\_\_\_ are parrots.



\_\_\_\_\_ are balloons.



\_\_\_\_\_ are bags.



\_\_\_\_\_ are muffins.

\_\_\_\_\_ are bikes.



\_\_\_\_\_ are shirts.

## 57– Introduction of ‘th’



1. Find all the ‘**th**’ sounds and circle them.





## 58– Introduction of 'ch'



**chin**

**chip**

**chop**

**chair**




**chick**


1. Write the first sound to the picture.




\_\_ips



\_\_eese



\_\_air



\_\_ick

**59– Introduction of ‘sh’**

1. Draw a line connecting the diagram to each word that contains it.



## 60– Action Words

A verb is a doing word. Help children to learn different action words.



Cook



Write



Walk



Eat



Run



Laugh



Read



Ride

1. Write the words under the correct action picture.


















Cook

Ride

Read

Swim

Bath

Sit

Walk

Skate

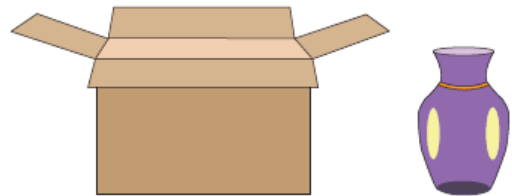
## 61– In and Out

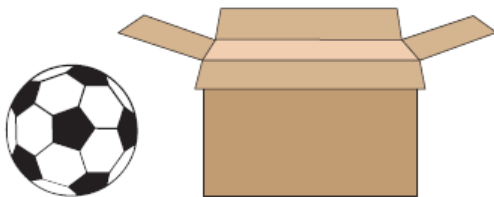
Give children the concept of “in” and “out” with real life examples.



1. Check the option that best describes the position of the object in it.

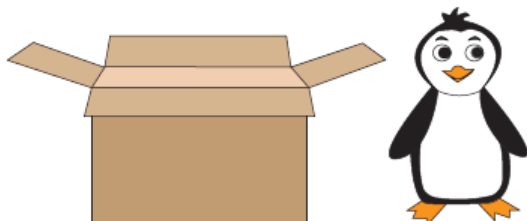

☐ in


☐ out

☐ in

☐ out

☐ in

☐ out

☐ in

☐ out

☐ in

☐ out

☐ in

☐ out

## 62– Learn and write “ee” words

Help children learn and write ‘ee’ words and write them in their notebooks.



# ee



1. Circle all of the words with the ‘ee’ vowel team.



wheel




## 63– Learn and write “oo” words

Help children learn and write ‘oo’ words.



1. Write ‘oo’ in each word.



r.....f




sp.....n



b.....ts



m.....n




r ..... ts



## 64– Creative Writing - My Self

# All About Me



When I grow up I want to be...

My name

---

---

---



## 65– Creative Writing – My Mother

**My mom**

**My mom is good at**

\_\_\_\_\_

\_\_\_\_\_

\_\_\_\_\_

\_\_\_\_\_

**My mom is awesome because**

\_\_\_\_\_

\_\_\_\_\_

\_\_\_\_\_

\_\_\_\_\_

**I love my mom because**

\_\_\_\_\_

\_\_\_\_\_

\_\_\_\_\_


## 66– Creative Writing – My Toy

Draw your favorite toy and answer some questions.

My favourite toy is



That's how it looks:



Its name is



Its colour is



It's made of



How does it work?

What can it do?

How do you play with it?



Date \_\_\_\_\_

Day \_\_\_\_\_

## 67– Creative Writing – My Friend

Paste the picture of your best friend here.

My Best Friend!

---

---

---

---

---


---

---

---

---

---



## 68– Creative Writing – One summer morning I went for a walk and saw...



Handwriting practice lines consisting of solid top and bottom lines with a dashed middle line. The page contains 10 sets of these lines for writing practice.

